

M351R




8



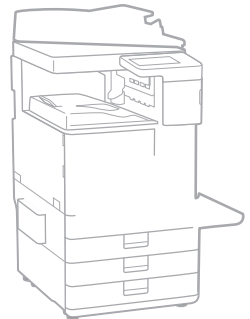
11

()
/



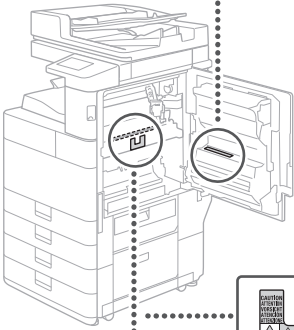
IEC60825-1:2014 EN60825-1

CLASS 1 LASER PRODUCT
LASER KLASSE 1
APPAREIL À LASER DE CLASSE 1
APPARECCHIO LASER DI CLASSE 1
PRODUCTO LÁSER DE CLASE 1
APARELHO A LASER DE CLASSE 1
LUOKAN 1 LASER-TUOTE
LASERPRODUKT KLASSE 1

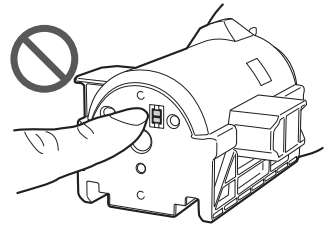


⚠	CAUTION	ATENCIÓN	ATTENTION
	ATTENZIONE	VORSICHT	CUIDADO
	注意	주의	⚠

[]



⚠ CAUTION ATENCIÓN ATTENTION ATTENZIONE VORSICHT CUIDADO 注意 주의 ⚠



1. 2.4 - 2.4835 GHz (EIRP)
10dBi ≤100 mW
≤20 dBm
- 10dBi ≤10 dBm / MHz(EIRP)
20 ppm
(2.4 - 2.4835GHz)
≤-80 dBm / Hz (EIRP)
() ()
± 2.5)
≤-36 dBm / 100 kHz (30 - 1000 MHz)
≤-33 dBm / 100 kHz (2.4 - 2.4835GHz)
≤-40 dBm / 1 MHz (3.4 - 3.53 GHz)
≤-40 dBm / 1 MHz (5.725 - 5.85 GHz)
≤-30 dBm / 1 MHz (1 - 12.75 GHz)
2. ()
- 3.




M351R

- -AN

M351R

- -AN





目录

快速设置

配置机器.....	8
.....	8

快速操作

.....	12
.....	12
.....	12
.....	12
复印	13
打印	13
扫描	14
装入纸张.....	15
.....	15
.....	16
如果出现问题	17
.....	17
.....	17
.....	17
.....	17
.....	17
.....	18
/	18
/	18
.....	19
.....	19



1.

2.

ABCD-123



2



1.

/

2.

3.

/

4.

PIN 7654321

5.

6.

/

7.

8.

9.

IP:192.168. PMW-STNW 搜索



PMW-INDR 搜索



PMW-STCM 搜索




Empty search bar.



PMW-STSG

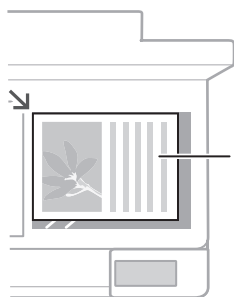
搜索



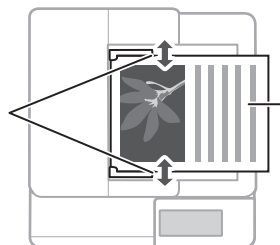


原稿文档

F稿台玻璃上



将原稿放入输稿器





复印

- 1.
- 2.
- 3.
- 4.
- 5.

< >



N 1

—




扫描

- 1.
- 2.

<

装入纸张

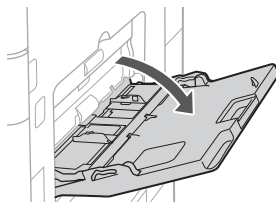




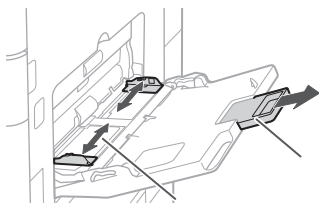
装入多功能托盘

注意！

1

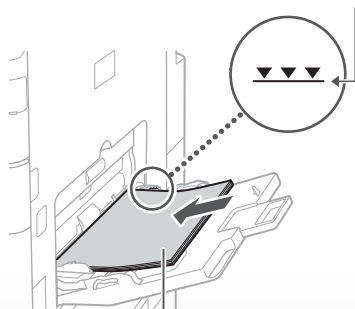


2



注释

3



4

< >

4

/

5


< >

6

7

< >

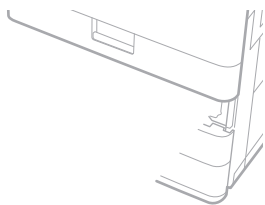
8





图像移位/歪斜

解决方案





PMW-MNTC

搜索



PMW-TROB

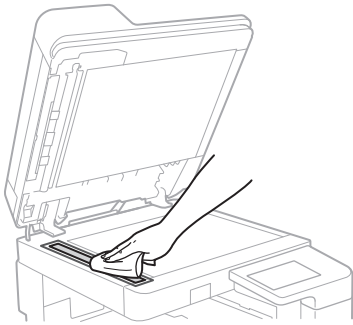
搜索

图像上出现黑色条纹

解决方案

1.

注释



2.

注释

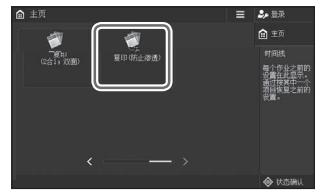
< >

出现渗透

解决方案 1

1.

< () >



2.

< >

解决方案 2

1.

2.

< >

3.



4.



5.

< >

deli

2020. 7